GLOBAL CCS INSTITUTE

SUSTAINING GLOBAL PROGRESS

GLOBAL STATUS OF CCS 2026

SUSTAINING GLOBAL PROGRESS

GLOBAL CCS INSTITUTE

Welcome

Global Status of CCS 2026 launch webinar

2 min	Welcome and housekeeping	James Puxty
15 mins	Opening frame and report headlines	Jarad Daniels
10 mins	Regional and thematic evidence deep dive	Ian Havercroft
15 mins	Panel discussion	Jarad Daniels + panel
10 mins	Audience Q&A with the panel	Jarad Daniels + panel
8 mins	Closing reflections	Jarad Daniels

Please use the Q&A function for questions.

GLOBAL CCS INSTITUTE

What the Institute brings

Independent evidence, global expertise and convening power.

Knowledge and insight

Global project tracking, market intelligence, technical assessments and policy analysis.

Advocacy

Support for effective policy and regulatory frameworks in national and international forums.

Capacity building

Training, workshops and advice to help stakeholders move from readiness to implementation.

Convening

Forums, roundtables and partnerships across governments, industry and civil society.

2009
Institute established

~200
Members

4
principal work pillars

Carbon TerraVault I (CTV-1), USA, image courtesy of California Resources Corporation

GLOBAL CCS INSTITUTE

Carbon management is a climate technology

Supporting emissions reduction and carbon dioxide removal alongside energy security and industrial competitiveness.

Industry

Address process emissions in hard-to-abate sectors including cement, steel, fertilisers and chemicals.

Energy

Support reliable, lower-carbon energy systems as demand grows.

Carbon dioxide removal

Enable permanent removal of atmospheric CO_2 to help address residual emissions.

The Brevik CCS facility in Brevik, Norway. Image courtesy carbon capture technology provider SLB Capturi.

The proof point that matters most is permanence.

3 decades

of permanent geological storage experience since Sleipner began operating in 1996.

GLOBAL CCS INSTITUTE

The annual evidence base for CCS progress

The GSR helps translate project, policy, finance and regional developments into a coherent view of the market.

2009	2010	2026
Institute established	Annual GSR series begins	Sustaining global progress

The annual evidence base for CCS progress and what needs to come next

- Global project tracking
- Regional snapshots
- Policy and legal developments
- Finance and commercialisation
- Technology and sector analysis

GLOBAL CCS INSTITUTE

Thank you to our Members

The report is strengthened by the global community behind it.

The Institute's membership spans governments, industry, research institutions and civil society organisations across the CCS value chain.

Evidence

Data and analysis that decision-makers can use.

Expertise

Technical, policy and regional insight.

Networks

Relationships across the full value chain.

Implementation

A practical focus on deployment barriers.

Carbon TerraVault I (CTV-1) storage well. Image courtesy of California Resources Corporation.

GLOBAL CCS INSTITUTE

Three headlines from this year's report

A simple story, followed by the deeper evidence.

1

A visible milestone

113 commercial CCS projects are now operating globally.

2

The system is taking shape

Transport, storage, shipping and shared infrastructure are moving centre stage.

3

Implementation is the test

Policy recognition must translate into investable projects, functioning markets and routes to FID.

GLOBAL CCS INSTITUTE

The global headline numbers

The milestone is clear, and the system needed to support scale is becoming more visible.

113
commercial CCS projects operating globally

59
projects in construction

68 Mtpa
operating capture capacity

56 Mtpa
additional capture capacity under construction

522 Mtpa
total capture capacity across the project pipeline

266
transport and storage projects

GLOBAL CCS INSTITUTE

Progress is visible. The scale gap remains.

Growth has been real, but deployment must accelerate towards the scale required for net zero.

Operating projects

77 → 113

Operating capacity

64 → 68 Mtpa

A positive signal, but still not the exponential scale-up required.

Commercial CCS facilities by number and total capture capacity

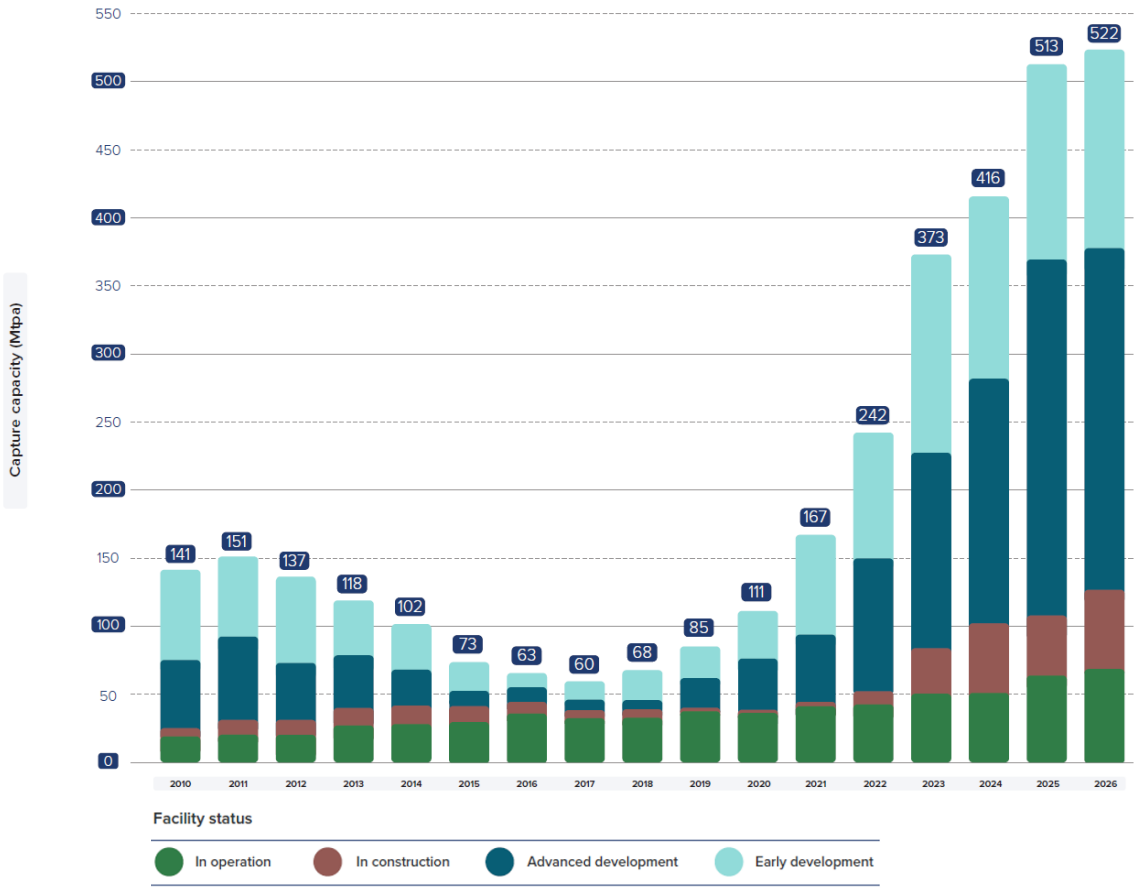

GLOBAL CCS INSTITUTE

What has changed since the 2025 report

The strongest short-term signal is conversion from development into construction and operation.

Operating projects

In construction

Operating capacity

Total projects

56 Mtpa under construction

could lift operating capacity beyond 100 Mtpa as projects come online

GLOBAL CCS INSTITUTE

How the system is taking shape

Shared infrastructure, storage access, shipping and cross-border rules are now central to deployment.

Capture

Industrial sources and removals

Transport

Pipelines, shipping and hubs

Storage

Access, liability and permanence

Markets and risk

Revenue, finance and allocation

Transport and storage

266

CO_2 transport and storage projects

32%

of total project count

Near-term capacity

56 Mtpa

Capture capacity under construction

82%

potential uplift in operating capacity

GLOBAL CCS INSTITUTE

Policy and finance are moving into delivery

The practical question is what turns recognition into investable projects.

National policy

Legal and regulatory frameworks

Direct funding

Collaboration

Northern Lights, Norway, image courtesy of Northern Lights.

Policy signals

CCS appears in updated NDCs, national strategies, carbon markets, legal frameworks, permits and sub-national policy developments.

Finance signals

Private lending, bonds, CCfDs, infrastructure funding, insurance and liability are part of the scale-up architecture.

Implementation test

Bankable frameworks need storage access, revenue certainty, risk allocation and functioning markets.

GLOBAL CCS INSTITUTE

Deployment is broadening by sector and technology

Different sectors require different capture solutions, business models and value-chain designs.

42 Mtpa

largest operating capacity: natural gas processing / LNG

Power and heat

largest total pipeline by capture capacity

7 + 26

operational DACCS projects and projects in development

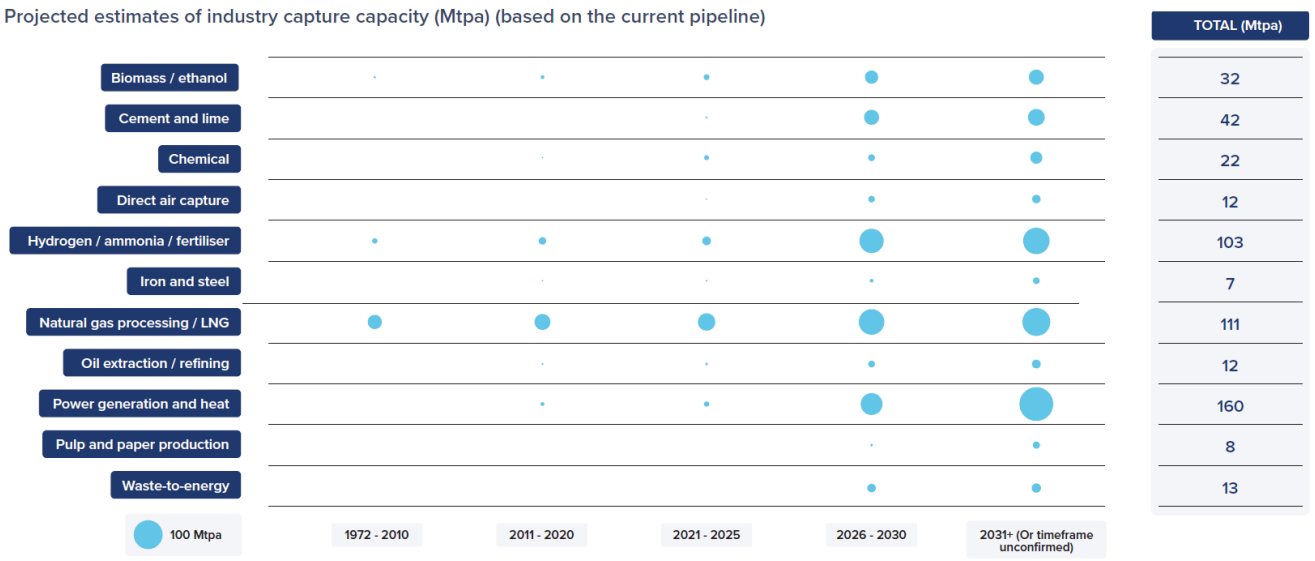

The deployment base is broadening. Each sector needs the right technology, infrastructure and business model.

GLOBAL CCS INSTITUTE

Outlook: convert progress into delivery

The report shows progress, but it also shows the remaining scale gap.

- Move projects to FID and operation
- Build transport and storage access
- Create bankable policy and revenue models
- Scale finance, insurance and risk tools
- Strengthen cross-border rules, MRV and public confidence



Beccs Stockholm, Sweden. Image courtesy of Stockholm Exergi

The strongest signal will be conversion.

Policy | FID | construction | operation

GLOBAL CCS INSTITUTE

Regional pathways shape the next phase

Same global story, different routes to delivery.

APAC and India

China

Americas

Europe

Japan

Middle East and Africa

The regional story shows which conditions are helping deployment move, and which barriers still need to be solved.

GLOBAL CCS INSTITUTE

APAC and India

Policy foundations are strengthening, but bankable projects remain the test.

Recognition

Australia, India, Indonesia, Singapore and Thailand now reference CCS in NDCs or climate strategies.

Regulation

Malaysia enacted the CCUS Act 2025; Western Australia and Indonesia advanced legal frameworks.

Investment

India committed approximately USD 2.2 billion over five years to support CCUS across key sectors.

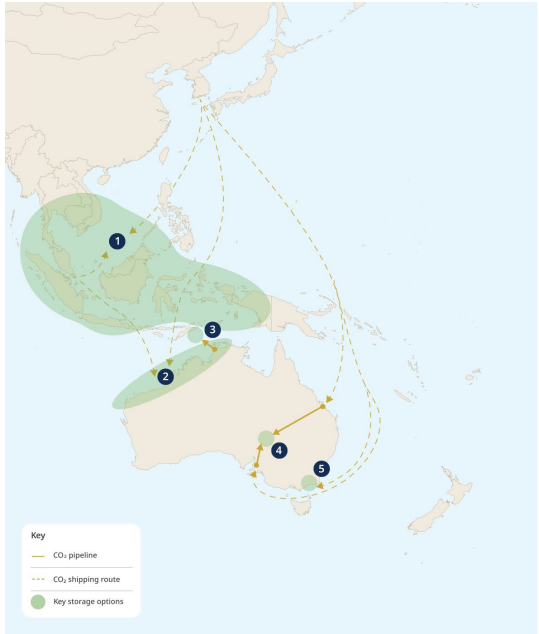

US$2.2bn
India support

>10 Mtpa
under construction

1
new FID since GSR 2025

GLOBAL CCS INSTITUTE

China

Scaling demonstrations and building connected value chains.

Policy signal

The 15th Five-Year Plan for the oil and gas sector sets a quantified CCUS objective.

Large-scale demonstrations

Large-scale CCUS demonstrations continue across power, industry, oil and gas, and offshore applications.

Connected value chains

Projects increasingly link capture, transport, utilisation and storage to improve project economics.

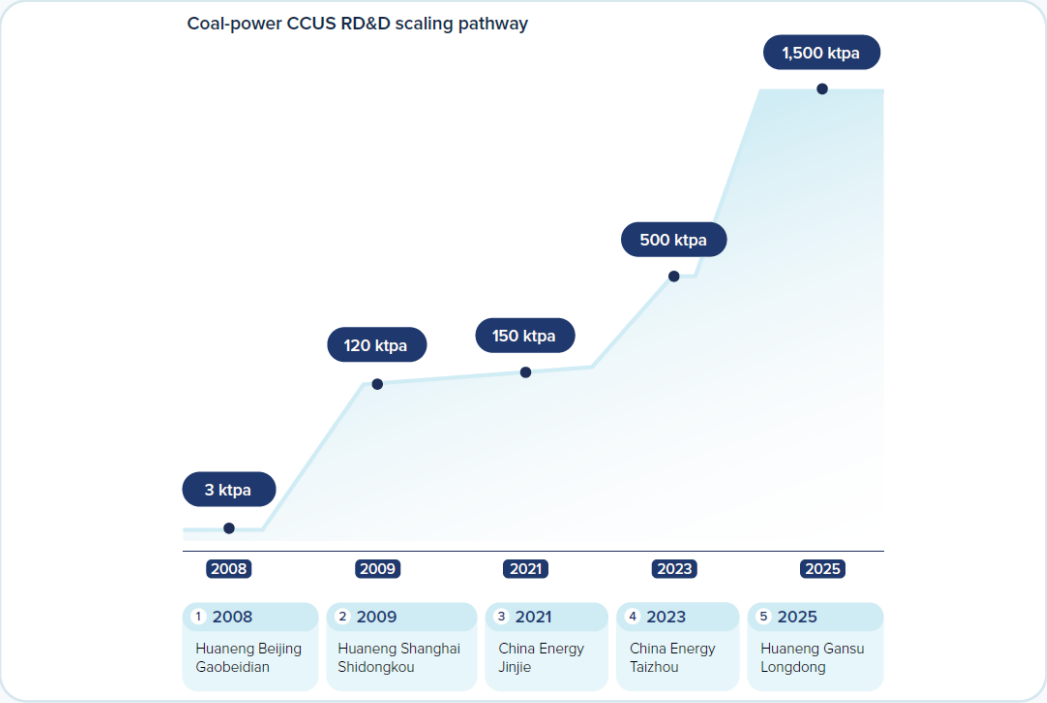

10 Mtpa
injection target by 2030

12
national standards

1+ Mtpa
offshore project scale

GLOBAL CCS INSTITUTE

Americas

Viable business cases, infrastructure and state/provincial policy sustain momentum.

Business cases

Developers are focused on locations where policy, infrastructure and market demand align.

Infrastructure

Transport and storage infrastructure lowers barriers for new industrial sectors.

Power demand

AI-driven electricity demand is creating new interest in natural gas with CCS.

Americas projects and capture capacity (Mtpa) in the pipeline by industry

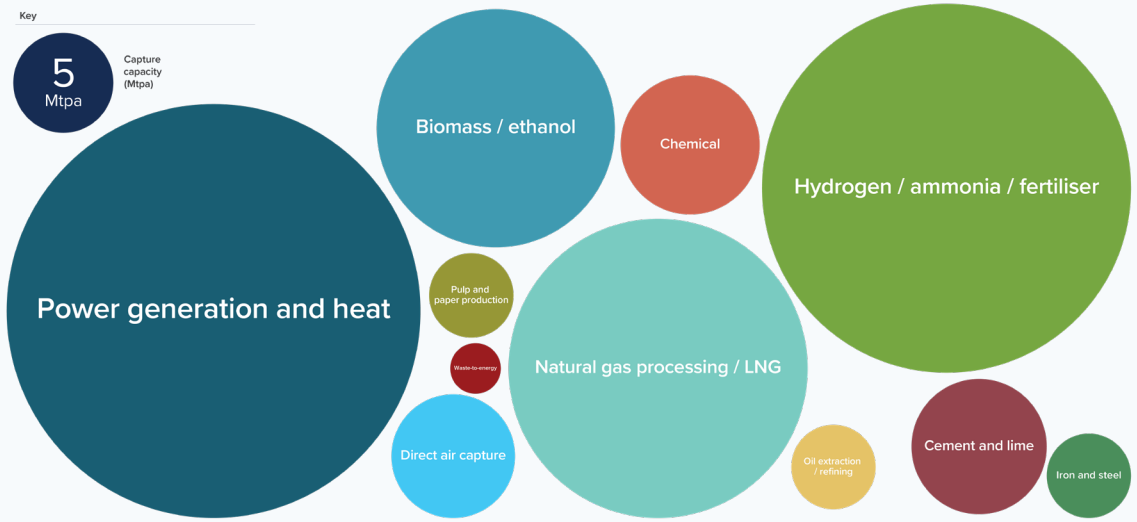

Industry	Mtpa	Projects
Power generation and heat	93	46
Hydrogen / ammonia / fertiliser	73	51
Natural gas processing / LNG	47	34
Biomass / ethanol	31	93
Cement and lime	10	11
Chemical	10	10
Direct air capture	8	17
Oil extraction / refining	4	12
Pulp and paper production	4	4
Iron and steel	4	2
Waste-to-energy	3	0.435

63
operating projects

18
in construction

33
CCS-enabling policies at US state-level
**between January 2025 and July 2026*

GLOBAL CCS INSTITUTE

Europe

Connectivity, commercialisation and national delivery are moving to the centre.

Connectivity

Cross-border links and increasingly open-access infrastructure are central to European connectivity.

National delivery

EU-wide policy architecture is increasingly being supported by national funding, regulation and permitting.

Commercialisation

Northern Lights, Greensand, Porthos and Eni signal private finance and commercial services.

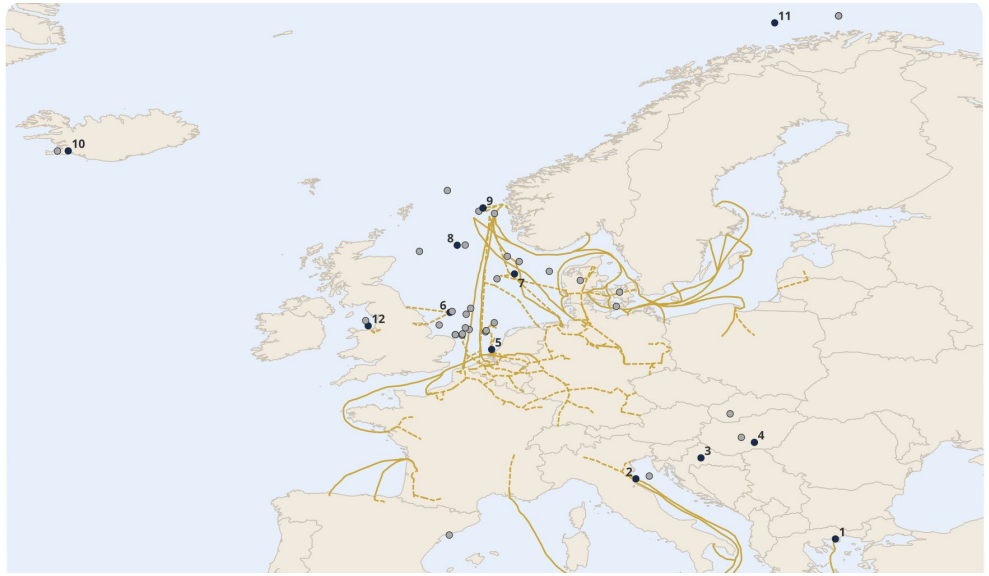

15
operating projects

21
in construction

€50m
Porthos CCS bond

GLOBAL CCS INSTITUTE

Japan

Legal, market and shipping architecture is moving CCS closer to commercial execution.

Legal framework

The CCS Business Act supports licensing, exploration, storage and pipeline operations.

Shipping and storage access

Domestic and international storage pathways are developing, with ship transport an important part of Japan's deployment model.

Market architecture

GX-ETS and support schemes are part of the commercial foundation.

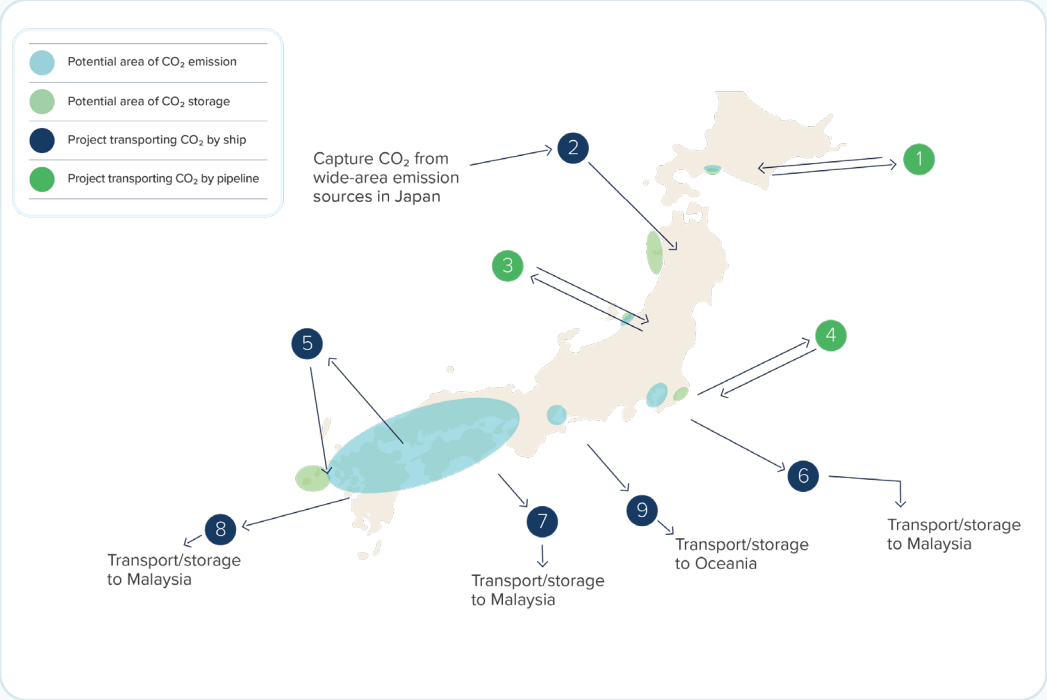

9
advanced CCS Projects

240 Mtpa
2050 roadmap ambition

2026
CCS Business Act in effect

GLOBAL CCS INSTITUTE

Middle East and Africa

Gulf hubs and targeted African industrial pathways should be read as distinct routes.

Gulf-region pathway

Large-scale hubs and integrated value chains are linked to LNG, ammonia, power and heavy industry.

African pathway

Targeted industrial decarbonisation, carbon markets, early CCS pilots and DAC initiatives are emerging.

Enabling systems

Regulation, storage validation, MRV, liability, finance and institutional capacity remain essential.



9 Mtpa
Jubail hub Phase 1 target by 2028

4.3 Mtpa
Qatar Ras Laffan facility

>800 km
proposed Oman CO_2 network

GLOBAL CCS INSTITUTE

What to watch over the next year

Progress when policy and development convert into operation.

More FIDs

Projects crossing from advanced development into construction.

Construction to operation

The 56 Mtpa under construction begins entering service.

Infrastructure access

Storage, shipping, hubs and cross-border routes that provide critical scale-up infrastructure.

Bankable policy

Frameworks that resolve revenue certainty, liability and storage access.

Finance scaling

Bonds, private lending, insurance and risk tools moving beyond first movers.

Public confidence

Clearer safeguards, MRV, community engagement and transparency.

Conversion is the thread: Policy → FID → construction → operation

GLOBAL CCS INSTITUTE

Panel discussion

External perspectives on significance, relevance and practical implications.

Alex Zapantis

Head of APAC, Global CCS Institute

Kash Burchett

Global Head of Carbon Removal Technologies, HSBC

Jane Burton

Executive Director, CarbonNet

GLOBAL CCS INSTITUTE

SUSTAINING GLOBAL PROGRESS

Thank you

Read the report

globalccsinstitute.com/global-status-of-ccs/

The evidence is clear:
CCS deployment is advancing, but the next phase depends on systems, markets and implementation.